AQUADEMY

NOMINAL FACEPLATE WIDTH



FRONT VIEW

Visible faceplate

OVERALL DEPTH

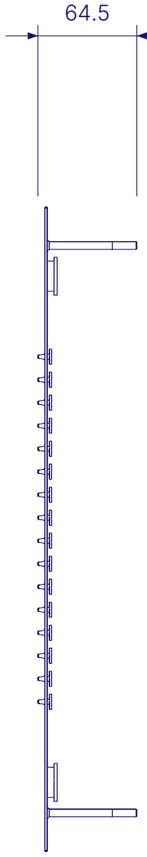

SIDE VIEW

Profile and rear components

OVERALL DIMENSIONS

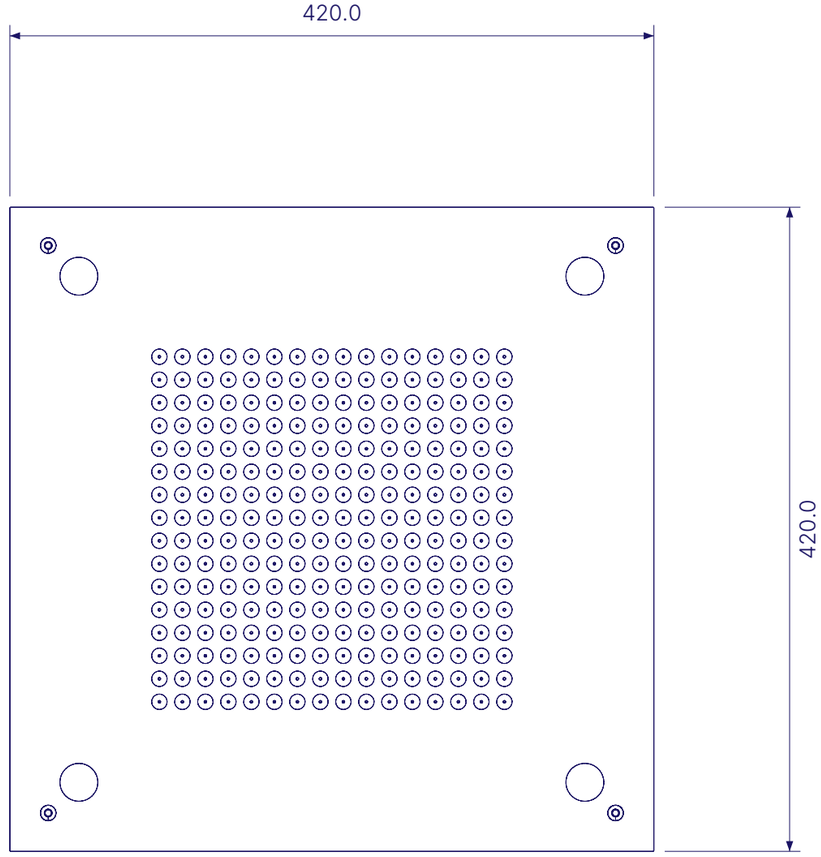

TOP VIEW

Frame and connections

DIMENSIONS IN mm Nominal faceplate 420 x 420 mm; overall dimensions taken from the supplied CAD model, rounded to 0.1 mm.

Refer to the installation manual for ceiling cut-out, fixings, plumbing provisions and installation instructions.

SPA 42 RAIN

CEILING-RECESSED SHOWER HEAD / TECHNICAL DRAWING

CODE S111-00C

NOTES

Intercontact S.r.l. reserves the right to change product dimensions, technical specifications and construction details at any time without prior notice. Before installation, check the latest documentation and verify dimensions on the product. Do not scale from this drawing.

DATE OF ISSUE	DRAWING CODE
20.11.2026	DT-S111-00C
SCALE / SIZE	REVISION / SHEET
1:4 / A3	01 / 1 of 1